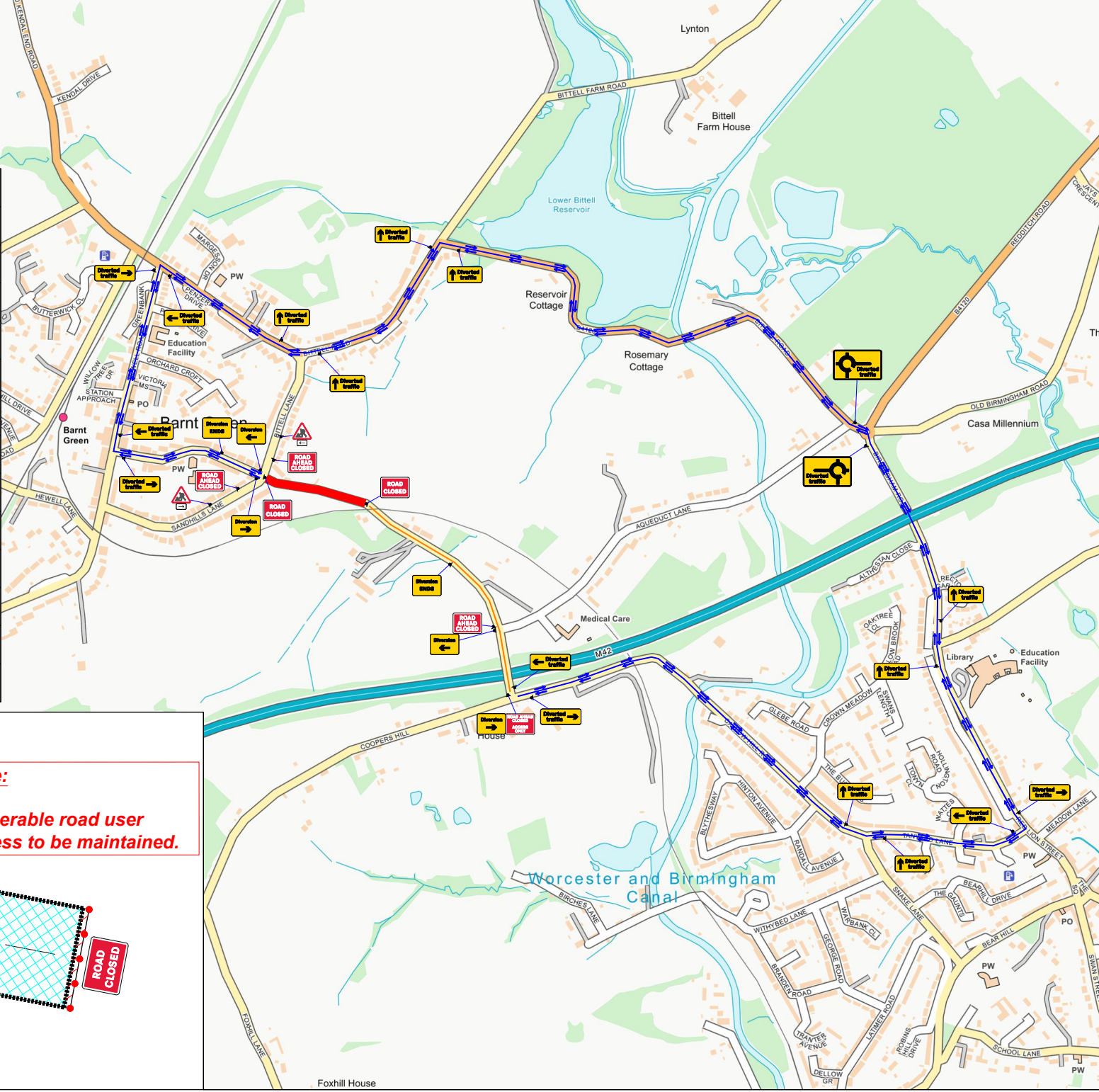
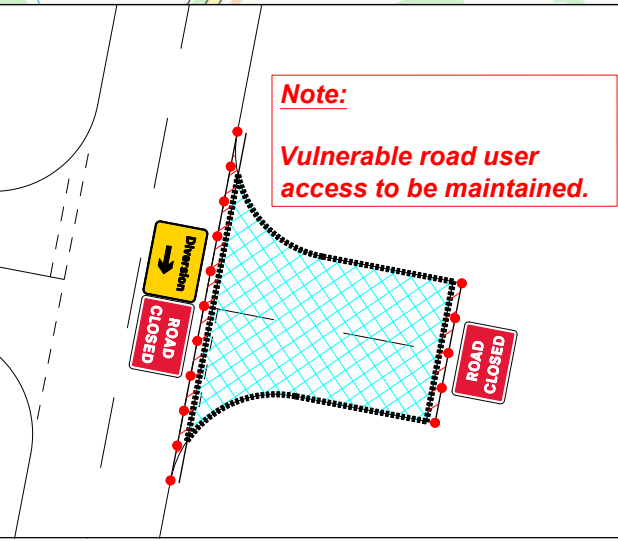




Qty: 1 Ref: 13-9 Schedule 13 - Temporary Sign	
Qty: 2 Ref: 2702 Start of temporary diversion route	
Qty: 2 Ref: 2702 End of temporary diversion route	
Qty: 2 Ref: 2702 Start of temporary diversion route	
Qty: 4 Ref: 2703 Direction of temporary diversion route from junction ahead	
Qty: 4 Ref: 2703 Direction of temporary diversion route from junction ahead	
Qty: 6 Ref: 2703 Direction of temporary diversion route from junction ahead	
Qty: 1 Ref: 2706 Roundabout ahead leading to temporary diversion route	
Qty: 1 Ref: 2706 Roundabout ahead leading to temporary diversion route	
Qty: 1 Ref: 573 Direction to hazard left	
Qty: 1 Ref: 573 Direction to hazard right	
Qty: 2 Ref: 7001 Road works ahead	
Qty: 2 Ref: 7010-FP-13-9 Nature of temporary hazard ahead - Road Closed	
Qty: 3 Ref: 7010-FP-13-9 Nature of temporary hazard ahead - Road Ahead Closed	



Go Traffic Management


This drawing has been produced for a specific client & project identified below and is not intended for use by any other person or for any other purpose. © Go Traffic Management

Risks

- Design completed from information provided + google maps desktop risk assessment
- Cone lamps must be used on all road with a speed limit of 40mph or more.

Notes

- All signs as per Chapter 8. Distances between cones to be 9m maximum unless otherwise noted.
- Distances between signs NOT to scale for purpose of clarity.
- All sign placement subject to available safe working space.
- The purpose of the Traffic Management Plan is for it to be used only as a guide and all traffic management equipment should be put out according to the 'Safety of Street Works and Road Works - Code of Practice', i.e. Red Book & the 'Traffic Signs Manual Chapter 8', i.e. Yellow Book.
- Signs must be placed in accordance with TSM and the scheme RAMS pack.
- Site conditions may have changed since the design of the drawing any changes which subsequently affect the design need to be reported by the Traffic Management Operative & any changes implemented must comply with Chapter 8.



MINIMUM 5M SAFETY ZONE OF 0.5M MUST BE ADHERED TO

Traffic Management must comply with The Safety at Street Works and Road Works Code of Practice



DO NOT SCALE FROM THIS DRAWING	Road Closure	
B 10/03/26	Amended as per HA Comments	
A 17/02/26	AS DRAWN	
REV.	DATE	DESCRIPTION

GTM
Go Traffic Management

Head Office: Go Traffic Management, Chaddock Lane, Worsley, Manchester, M28 1XW
Tel: 0161 351 5370
www.gtm.co.uk

TRAFFIC MANAGEMENT PLAN

Client: **SEVERN TRENT WATER**

Drawing Number: 1682525.0001

Drawing Title: Sandhill Green, Burnt Green, Birmingham, B45 8NT

Design:	Technical Officer:	REV:
Name: D.Smith	M.Gardner	
Signature:		B
Date: 10/03/26	10/03/26	